

























Geometrie – pracovní list 5


1. Doplňte do tabulky různé tvary tak, aby v každé řadě, v každém sloupci a v každé ze čtyř částí byl jeden kruh, jeden čtverec, jeden obdélník a jeden trojúhelník.

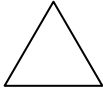

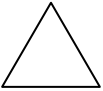


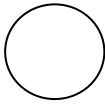
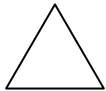
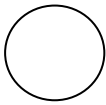
2. Dokonči řady tak, aby se tvary pravidelně opakovaly.

















3. Najdi mezi ostatními geometrickými útvary tvar, který sem nepatří. Vybarvi ho červeně.



1. Doplňte do tabulky různé tvary tak, aby v každé řadě, v každém sloupci a v každé ze čtyř částí byl jeden kruh, jeden čtverec, jeden obdélník a jeden trojúhelník. Vymaluj trojúhelník žlutě, čtverec červeně, obdélník zeleně a kruh modře.

2. Dokonči řady tak, aby se tvary pravidelně opakovaly.

3. Najdi mezi ostatními geometrickými útvary tvar, který sem nepatří. Vybarvi ho červeně.

