

PROJEKT EU peníze školám



Střední škola
uměleckomanažerská, s.r.o.

Číslo projektu: CZ.1.07/1.5.00/34.0320

Název projektu: Moderní škola

Název školy: Střední škola uměleckomanažerská, s.r.o., Táborská 185, Brno

Předmět: Multimediální technologie a technika

Téma: Roto Brush Tool

Ročník: 2. ročník

Jméno autora: Mgr. Adéla Wiederlechnerová

Číslo šablony: VY_32_INOVACE_WIE_MTT.2_2_3



INVESTICE DO ROZVOJE VZDĚLÁVÁNÍ



Project Effect Controls: HHTYD_crocs.jpg Composition: Comp 3 Layer: HHTYD_crocs.jpg

HHTYD_crocs.jpg, used 1 time
1600 x 1057 (1,00)
Millions of Colors

Name	Comment
Comp 1	
Comp 2	
Comp 3	
HHTYD_crocs.jpg	
Solids	



Info Audio

R: 152 X: 968
G: 133 + Y: 232
B: 117
A: 255

HHTYD_crocs.jpg
Position: 936,0, 502,0

Preview

Effects & Presets

- * Animation Presets
- 3D Channel
- Audio
- Blur & Sharpen
- Channel
- Color Correction
- Digieffects FreeForm
- Distort
- Expression Controls
- Generate
- Keying
- Matte
- Noise & Grain
- Obsolete
- Perspective
- Simulation
- Stylize
- Synthetic Aperture
- Text
- The Foundry
- Time

00s 01s 02s 03s 04s 05s 06s 07s 08s 09s 10s

0:00:00:00 0:00:09:24 0:00:10:00 View: Masks Render

50% 0:00:02:19

Comp 1 Comp 2 Comp 3

0:00:02:19

#	Layer Name	Opacity	Position	Scale	Rotation	Anchor Point	Mask	Lock
1	[HHTYD_crocs.jpg]	100%						
2	animate in							
3	[Royal Blue Solid 2]							

1:00s 01s 02s 03s 04s 05s 06s 07s 08s

Brushes Paint

Opacity: 100 %
Flow: 100 %

Mode: Normal

Channels: RGBA

Duration: Constant

Erase: Layer Source & Paint

Clone Options

Preset: [] [] [] [] []

Source: Current Layer

Aligned Lock Source Time

Offset: (192, -34)

Source Time Shift: 0


Clone Source Overlay: 50 %

Project > Effect Controls: HHTYD crocs.jpg

Composition: Comp 3 Layer: HHTYD crocs.jpg

HHTYD crocs.jpg, used 1 time
1600 x 1057 (1,00)
Millions of Colors

- Name Comment
- Comp 1
 - Comp 2
 - Comp 3
 - HHTYD crocs.jpg**
 - Solids



Info Audio

R: X: 666
G: + Y: 486
B:
A: 0

Preview

⏪ ⏩ ⏴ ⏵ 🔊 📺

- Effects & Presets
- * Animation Presets
 - 3D Channel
 - Audio
 - Blur & Sharpen
 - Channel
 - Color Correction
 - Digieffects FreeForm
 - Distort
 - Expression Controls
 - Generate
 - Keying
 - Matte
 - Noise & Grain
 - Obsolete
 - Perspective
 - Simulation
 - Stylize
 - Synthetic Aperture
 - Text
 - The Foundry
 - Time

Timeline: 0:00s to 10:00s

0:00:00 0:00:09:24 Δ 0:00:10:00 View: Roto Brush Render

50% 0:00:02:19 +0,0

Comp 1 Comp 2 Comp 3

0:00:02:19

#	Layer Name	fx	🔍	🔒	🔗	🔧	🗑️
1	[HHTYD crocs.jpg]	/					
2	animate in	/ fx					
3	[Royal Blue Solid 2]	/ fx					

Timeline: 0:00s to 08:00s

0:00s 01s 02s 03s 04s 05s 06s 07s 08s

Timeline showing a red bar for layer 2 and a blue bar for layer 3.

Brushes Paint

Opacity: 100 %

Flow: 100 %

Mode: Normal

Channels: RGBA

Duration: Constant

Erase: Layer Source & Paint

Clone Options:

Preset: [Preset icons]

Source: Current Layer

Aligned Lock Source Time

Offset: -193, -34

Source Time Shift: 0

Clone Source Overlay: 50 %


- Qobnovit
- Přesunout
- Velikost
- Minimalizovat
- Maximalizovat
- Zavřít Alt+F4**

Effect Animation View Window Help



Workspace: Standard Search Help

Composition: Comp 3 Layer: HHTYD crocs.jpg



Timeline controls: 0:00:02:19, 50% zoom, 0:00:02:19, 100% opacity, 0:00:00:00, 0:00:09:24, 0:00:10:00, View: Roto Brush, Render, Freeze

Comp 1 Comp 2 Comp 3

0:00:02:19

#	Layer Name	FX	Visibility	Lock
1	[HHTYD crocs.jpg]	/ fx	☑	🔒
2	animate in	/ fx	☑	🔒
3	[Royal Blue Solid 2]	/ fx	☑	🔒

Timeline for the 'animate in' layer with a red bar and a vertical red line at approximately 0:00:02:19.

Info

R: X: 278
G: Y: 390
B:
A: 0

Undo Stroke



Effects & Presets

- * Animation Presets
- 3D Channel
- Audio
- Blur & Sharpen
- Channel
- Color Correction
- Digieffects FreeForm
- Distort
- Expression Controls
- Generate
- Keying
- Matte
- Noise & Grain
- Obsolete
- Perspective
- Simulation
- Stylize
- Synthetic Aperture
- Text
- The Foundry
- Time

Brushes Paint

Paint tool settings: Opacity: 100%, Flow: 100%, Mode: Normal, Channels: RGBA, Duration: Constant, Erase: Layer Source & Paint, Clone Options: Preset, Source: Current Layer, Aligned, Lock Source Time, Offset: 193, -34, Source Time Shift: 0, Clone Source Overlay: 50%



Workspace: Standard

Search Help

Project Effect Controls: HHTYD crocs.jpg

Composition: Comp 3 Layer: HHTYD crocs.jpg

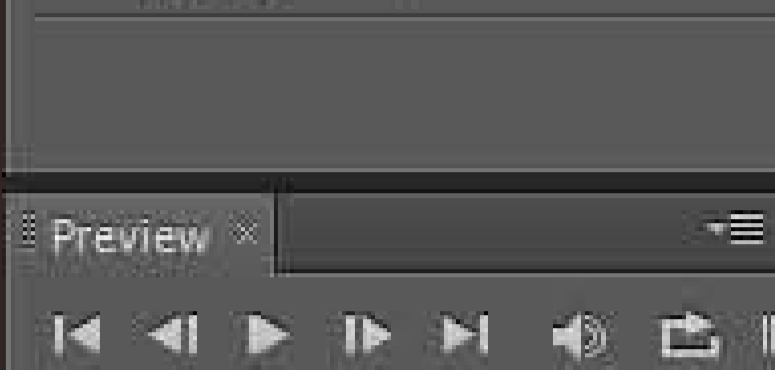
- Comp 3 • HHTYD crocs.jpg
- Roto Brush** Reset Abol
- Propagation
- Invert Foreground/Backgr
- Matte
 - Smooth 19.2
 - Feather 25.4%
 - Choke 100%
 - Refine Matte
 - Reduce Chatter 50%
 - Use Motion Blur
 - Motion Blur
 - Decontaminate Edg
 - Decontamination



50% Full Active Camera 1 View +0.0

Info Audio

R : 154 X : 1220
G : 200 + Y : 648
B : 226
A : 255



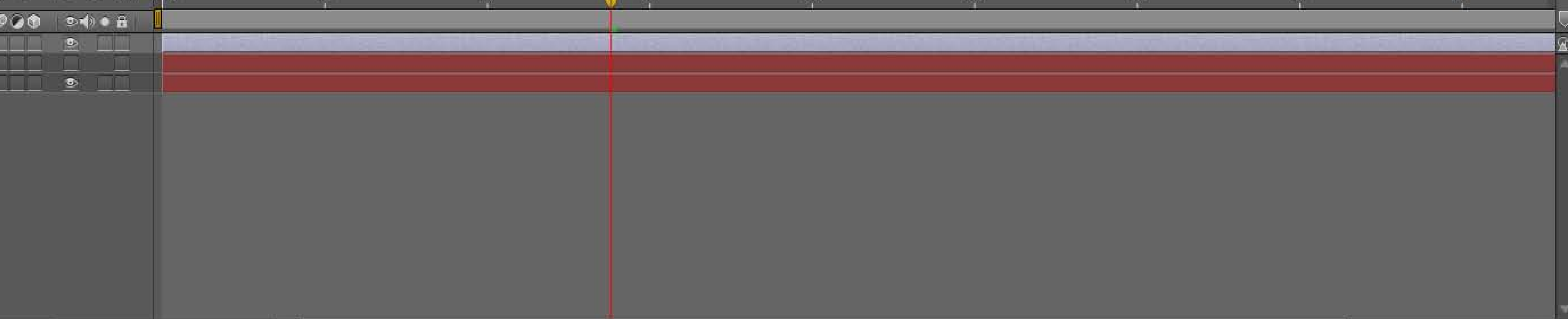
- Effects & Presets
- * Animation Presets
 - 3D Channel
 - Audio
 - Blur & Sharpen
 - Channel
 - Color Correction
 - Digieffects FreeForm
 - Distort
 - Expression Controls
 - Generate
 - Keying
 - Matte
 - Noise & Grain
 - Obsolete
 - Perspective
 - Simulation
 - Stylize
 - Synthetic Aperture
 - Text
 - The Foundry
 - Time

Comp 1 Comp 2 Comp 3

0:00:02:19



#	Layer Name	FX	Visibility	Lock
1	[HHTYD crocs.jpg]	/ fx	<input type="checkbox"/>	<input type="checkbox"/>
2	T animate in	/ fx	<input type="checkbox"/>	<input type="checkbox"/>
3	[Royal Blue Solid 2]	/ fx	<input type="checkbox"/>	<input type="checkbox"/>



Brushes Paint

Opacity: 100 %

Flow: 100 %

Mode: Normal

Channels: RGBA

Duration: Constant

Erase: Layer Source & Paint

Clone Options

Preset:

Source: Current Layer

Aligned Lock Source Time

Offset: -192, -34

Source Time Shift: 0

Clone Source Overlay: 50 %

Toggle Switches / Modes

S nástrojem Roto Brush může uživatel pracovat pouze v panelu Layer, takže pokaždé, když ho chce použít, musí danou vrstvu rozkliknout. Nástroj pracuje tak, že vybere snímek, na kterém se postava, kterou chce vyklíčovat, nachází celá nebo alespoň je nejvíce vidět, označí část postavy a After Effects provede výpočet a označí oblast kolem ní. Tento postup musí opakovat, dokud není postava označená celá. Pokud se označí oblast, kterou uživatel nechce, tak při držení klávesy Alt/Option se vybírá oblast, která se nebude započítávat. Pokud uživatel chce, aby výsledek byl co nejlepší, musí mu dát co nejvíce informací, nebo-li označit co nejvíce detailů.

Citace:

MAŇURA, Jakub. UP [online]. [cit. 28.1.2013]. Dostupný na WWW: https://docs.google.com/viewer?a=v&q=cache:UtNcDk6-PBIJ:test.luu-kec.eu/bakalarka_prace.pdf+&hl=en&gl=cz&pid=bl&srcid=ADGEESgwmXOpqXtGQfXca0EVCqpLeyMr3GTfAlPOR_xoi2T8x15DAzx0p-ZVtKn4VT-Xp6W3WsqYQ5r1lSJsOpr64OrwqlJV6s5Yd3MTZ0px3-ueRQ4lhKm5jqrJQB9Q0b9UAWUCFuuFH&sig=AHIEtbRyDDeHgNcra-05mg2X5CFDUkG7t_Q

Obrazová příloha - vlastní archiv